




Making Kids Count in *House District 63*




KIDS COUNT in Colorado! is an annual publication of the Colorado Children's Campaign that provides the best available state- and county-level data to measure and track the health, education and general well-being of our state's children. Below are data for select indicators of child well-being for Colorado and for your legislative district. For more data on how children are faring in your community, visit our website at coloradokids.org to download the full KIDS COUNT report, or visit the KIDS COUNT Data Center at datacenter.kidscount.org.

How have Colorado households with kids felt the effects of the COVID-19 pandemic?


 About **1/2** have reported a **loss of household income** since the pandemic began.

 More than **1/4** of adults living in households with children report **experiencing symptoms of anxiety** for more than half the days or nearly every day in the past two weeks.

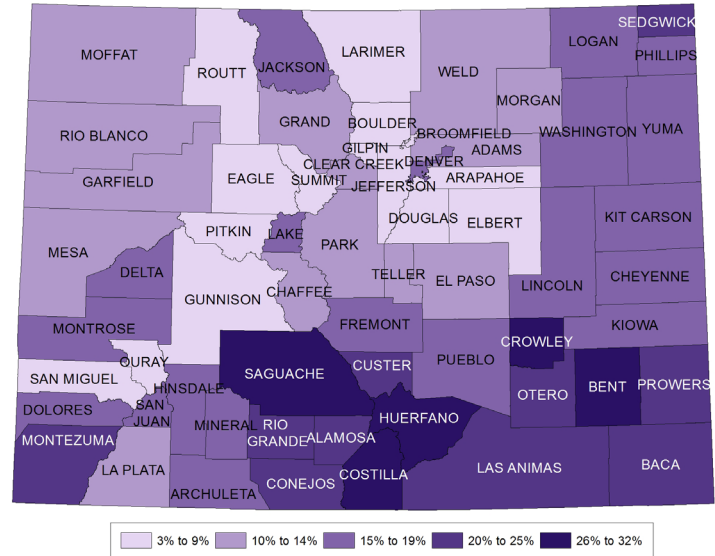
 Nearly **1 in 7** reported **little to no confidence in their ability to pay their next rent or mortgage payment** as of early 2022.

 Nearly **2 in 5** Colorado households with kids reported their **children were not eating enough because food was unaffordable** as of early 2022.

 About **1/3** reported **difficulty paying for usual household expenses**, including medical care or food, as of early 2022.

 As many as **45%** of Colorado households with kids under 5 have reported **disruptions to their child care arrangements** in the previous four weeks because of the COVID-19 pandemic. As of early 2022, **13%** reported pandemic-related child care disruptions caused them to have to cut their work hours, and **10%** reported having to take unpaid leave.

Child Poverty: In 2020, 11% of Colorado kids experienced poverty—nearly 130,000 children across the state. Poverty is defined by the federal government as an annual income below \$26,200 for a family of four, a cutoff point that is widely considered to be far too low to be a realistic estimate of the amount of income a family requires to meet their basic needs. Child poverty affects some communities more than others, as illustrated in the adjacent map of 2020 child poverty rates by county.



Early Childhood Learning and Development: Early childhood is a time of tremendous development and opportunity. High-quality early learning experiences help children build a strong foundation and set them up for success in kindergarten and beyond. The table below shows key early childhood indicators for the counties included in your district, with state-level data as a benchmark.

Early Childhood Learning and Development	Colorado	Weld	Morgan	Logan	Yuma	Washington
3- and 4-year-olds enrolled in preschool (2016-2020)	49%	43%	41%	35%	**	**
Median child care educator salary (2020)	\$29,795	\$28,427	**	**	**	**
Licensed capacity in child care centers, homes and preschools, as a percentage of children who need care (2016-2020)	60%	41%	62%	73%	86%	103%
Infant mortality rate (rate per 1,000, 2016-2020)	4.7	4.4	3.8	6.2	**	**

**Data are suppressed due to a low number of people or events in the category.

Health: All Colorado children need ample amounts of healthy food; caregivers and communities that are safe, stable and financially secure; and access to high-quality and affordable medical, oral and behavioral health care. The table below shows how children in your district are faring on indicators of child health, with state-level data as a benchmark.

Child and Family Health	Colorado	Weld	Morgan	Logan	Yuma	Washington
Preterm births (<37 weeks gestation, 2020)	9%	9%	11%	11%	7%	12%
Births to women who had early prenatal care (2020)	81%	79%	80%	82%	87%	77%
Uninsured children, ages 0-18 (2019)	6%	6%	10%	7%	11%	9%
High school students who report going hungry sometimes, most of the time or always in the past 30 days due to a lack of food at home (2019) [†]	15%	15%	17%	17%	17%	17%
High school students who report e-cigarette use in past 30 days (2019) [†]	26%	29%	32%	32%	32%	32%
High school students who report seriously considering suicide (2019) [†]	18%	17%	18%	18%	18%	18%

[†]Data are reported by Health Statistics Region (HSR). Some HSRs include multiple counties.

**Data are suppressed due to a low number of people or events in the category.

K-12 Education: Every child deserves access to a high-quality educational environment that prepares them for life after high school. The table below shows key education indicators by school district, with state-level data as a benchmark.

Education	Colorado	Poudre	Greeley	Windsor	Weldon Valley	Arriba-Flagler
Students in grades 3, 5 and 7 meeting or exceeding expectations on CMAS English Language Arts (2021) [†]	43%	56%	28%	52%	28%	27%
CMAS English Language Arts participation rate (2021)	71%	83%	85%	93%	98%	95%
Students in grades 4, 6 and 8 meeting or exceeding expectations on CMAS Mathematics (2021) [†]	27%	43%	14%	36%	31%	**
CMAS Mathematics participation rate (2021)	67%	78%	84%	89%	100%	90%
Students requiring remediation in college (Class of 2019)	27%	14%	37%	16%	**	**
Average teacher salary (2020-2021)	\$58,219	\$62,170	\$53,882	\$51,137	\$36,873	\$38,360

[†]CMAS assessments were administered on a more limited basis in 2021 due to the ongoing COVID-19 pandemic. English Language Arts results are reported in aggregate for grades 3, 5 and 7. Mathematics results are reported in aggregate for grades 4, 6 and 8. The results included above are not comparable to results from previous years. Participation information must be reviewed and taken into consideration thoughtfully when interpreting 2021 district and school results. The 2021 participation rates for districts, schools and student groups are significantly lower overall than in past years. As participation rates decrease and vary across student, school and district groups, challenges with interpreting results will increase.

**Data are suppressed due to a low number of people or events in the category.

For more data on kids and families in your community, visit the KIDS COUNT Data Center at datacenter.kidscount.org.