


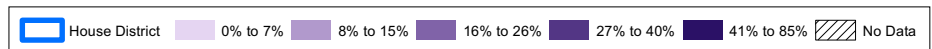
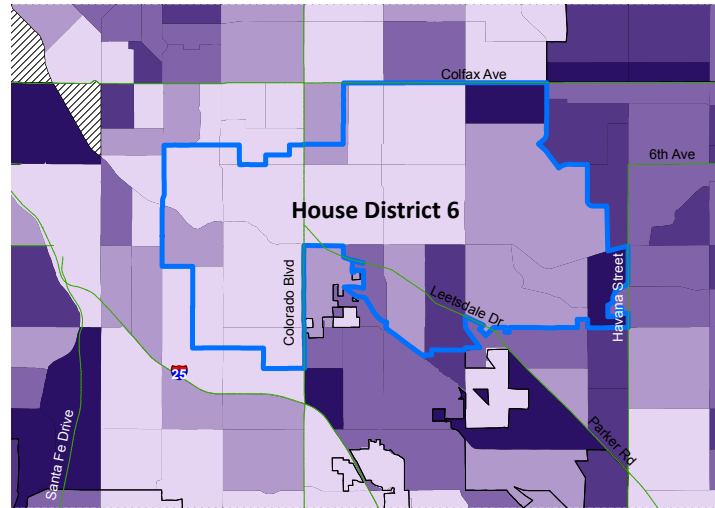
Making Kids Count in *House District 6*



KIDS COUNT in Colorado! is an annual publication of the Colorado Children's Campaign that provides the best available state- and county-level data to measure and track the health, education and general well-being of our state's children. Below are select indicators from our 2020 report highlighting how children and families are faring in your legislative district. To see more data on children and families in your community, visit our website at coloradokids.org to download the full 2020 report, or visit the KIDS COUNT Data Center at datacenter.kidscount.org.

Child Poverty

In 2018, Colorado's child poverty rate held steady at 12 percent—down from its peak of 18 percent in 2012. Although the poverty rate for Colorado kids has fallen in recent years, nearly 150,000 Colorado kids experienced poverty in 2018. Poverty is defined as an annual income of \$25,100 or less for a family of four. Child poverty affects some neighborhoods and communities more than others, as illustrated in the adjacent map of child poverty rates by census tract.



Family Economic Security: Economic security helps ensure families have access to stable housing, adequate amounts of healthy food, and high-quality health care and educational opportunities. The table below shows key family economic security indicators for the counties included in your district, with state-level data as a benchmark.

Family Economic Security	Colorado	Denver
Median family income among households with children (2014-2018)	\$82,316	\$73,121
Children experiencing homelessness, as identified by school districts (2018-2019)	22,224	1,849
Children in extreme poverty (<50% FPL, 2014-2018)	5.7%	10.0%
Children receiving basic cash assistance through TANF (2019)	4.2%	7.8%

Early Childhood Learning and Development: Early childhood is a time of tremendous development and opportunity. High-quality early learning experiences help children build a strong foundation and set them up for success in kindergarten and beyond. The table below shows key early childhood indicators for the counties included in your district, with state-level data as a benchmark.

Early Childhood Learning and Development	Colorado	Denver
3- and 4-year-olds enrolled in preschool (2014-2018)	51.0%	56.1%
Median child care educator salary (2018)	\$26,875	\$28,335
Licensed capacity in child care centers, homes and preschools, as a percentage of children who need care (2014-2018)	59.0%	69.1%
Infant mortality rate (per 1,000 live births, 2014-2018)	4.7	4.5

**Data unavailable.

Health: All Colorado children need ample amounts of healthy food, caregivers and communities that are safe, stable and financially secure, and access to high-quality and affordable medical, oral and behavioral health care. The table below shows key health indicators for the counties included in your district, with state-level data as a benchmark.

Child and Maternal Health	Colorado	Denver
Uninsured children, ages 0-18 (2018)	4.8%	4.6%
Births to women without a high school diploma or GED (2018)	10.9%	14.1%
High school students who report e-cigarette use in the past 30 days (2017)*	27.0%	17.9%
High school students who report seriously considering suicide in the past year (2017)*	17.0%	11.7%

*Data for these indicators are reported by Health Statistics Region (HSR). Some HSRs include multiple counties.

Education and School Finance: Every child deserves access to a high-quality educational environment that prepares them for life after high school. The table below shows key education indicators for the school districts included in your district, with state-level data as a benchmark.

Education	Colorado	Denver Public Schools
Students in grades 3-8 meeting or exceeding expectations in English language arts (2019)	45.8%	42.8%
Students in grades 3-8 meeting or exceeding expectations in mathematics (2019)	34.7%	32.7%
Students requiring remediation in college (Class of 2017)	34.8%	47.0%

The level at which we fund our state’s public schools not only demonstrates our commitment to Colorado’s kids—it can also determine their academic futures. The amount of dollars invested in Colorado students varies significantly between districts due to the state’s school funding formula, as well as Colorado’s unfair property tax system and voters’ ability and willingness to invest more in education.

The property tax system that funds education in Colorado requires certain communities to pay disproportionately higher tax rates than other communities. **Here are some key terms to know:**

Total program mill levy: The total program mill levy, or base property tax rate, ranges from 1.68 mills (in one district) to 27 mills (in 39 districts). This wide range means that some property owners contribute 16 times more in property taxes to support education than others who own property of the exact same value. This base property tax rate was never determined by a policy decision or by local voters.

Mill levy overrides: Voter-approved “mill levy override” funding is highly dependent on the level of local property wealth and voter willingness to support schools. Mill levy override funding has deepened disparities in funding across the state.

The table below lists the **base property tax rate (total program mill levy)** for each of your school districts, and the amount a homeowner in that district pays to support local public education per \$100,000 of home value. It also shows the number of override mills that have been approved by voters, and how much additional funding those override mills generate per student. Funding also contributes to the average teacher salary that districts are able to pay, included here as well.

School Finance	Denver Public Schools
Total program mill levy (base property tax rate, 2020)	25.5
Amount of property tax contributed per \$100k of home value to support local public education (2020)	\$183
Number of voter-approved override mills (2019-2020)	11.0
Override revenue per student (2019-2020)	\$2,503
Average teacher salary (2019-2020)	\$61,200

**Data unavailable.